

## KW4型微动开关系列 Micro switch series

### ◆ 安全可靠的小型开关 Safe, reliable miniature switch

- 结构紧凑, 具有微小触点间隙, 快速动作、高灵敏和微小动作行程特点。  
Nice appearance, tight configuration. Characteristic: small contact gap, quick action, high sensitivity and small operating travel

- 长寿命, 高可靠:  
Long life, high reliability.

- 接线端子种类齐全:  
A variety of contact terminals

- 配备各种形式动臂: A variety of levers

- 广泛应用于各种家用电器、电子设备、自动化设备、通讯设备、汽车电子、仪器仪表等领域。  
Widely used in home appliance, electronic equipment, automatic machine, communication equipment, car electron, apparatus and instrument etc.



### ◆ 技术特性 Specifications

项目 Item		特性值 Value
工作速度 Operating speed		0.1mm~1m/s(与驱动方式有关) (Related with actuator forms)
工作频率 Operating frequency		机械60次/min Mechanical 60 cycles/min; 电气25次/min Electrical 25 cycles/min;
绝缘电阻 Insulation resistance		≥100MΩ (500VDC)
接触电阻 Contact resistance		动作力>0.5N: ≤30MΩ (见注) OF>0.5N: ≤30MΩ (see note) 动作力≤0.5N: ≤50MΩ (见注) OF≤0.5N: 50≤MΩ (see note)
耐电压 Test voltage	同极不相接端子间 Between terminals of the same polarity	AC1000V, 50/60Hz, 1min
	带电子金属零件与地(外壳)之间、接线端与不带电金属件之间 Between current-carrying metal parts and ground(case), and between each terminal and non-current-carrying metal parts	AC1500V, 50/60Hz, 1min
抗振动 Vibration resistance		10~55Hz, 1.5mm双振幅 Double amplitude
抗冲击 Shock resietance		破坏: 动作力>0.5N: 1000m/s <sup>2</sup> (约100G) max 动作力≤0.5N: 500m/s <sup>2</sup> (约30G) max 故障: 动作力>0.5N: 300m/s <sup>2</sup> (约30G) max 动作力≤0.5N: 200m/s <sup>2</sup> (约20G) max Destruction: OF>0.5N: 1000m/s <sup>2</sup> (approx. 100G) max OF≤0.5N: 500m/s <sup>2</sup> (approx. 50G) max Malfunction: OF>0.5N: 300m/s <sup>2</sup> (approx. 30G) max OF≤0.5N: 200m/s <sup>2</sup> (approx. 20G) max
寿命 Life		机械≥1,000,000次; Mechanical ≥1,000,000 cycles 电气≥10,000次; Electrical ≥10,000 cycles

注: 指无动臂时按钮上的动作力, Note: Refers to the operating force of no lever

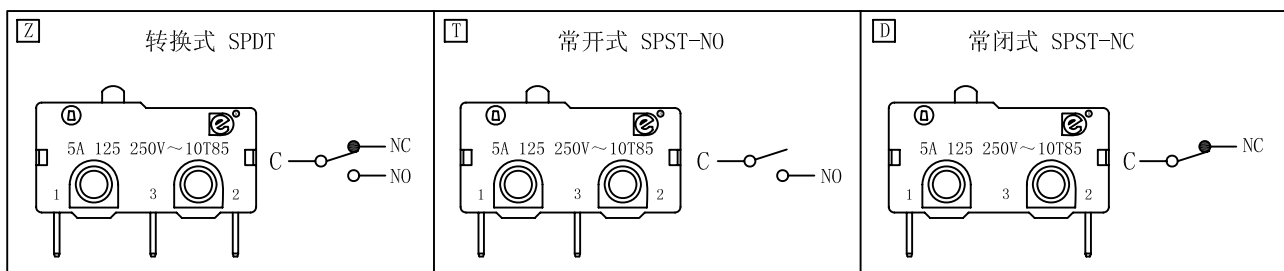


◆ 型号规格命名及含意 Model number legend and meanings

KW4 □-□□□□-(□)  
1 2 3 4 5 6

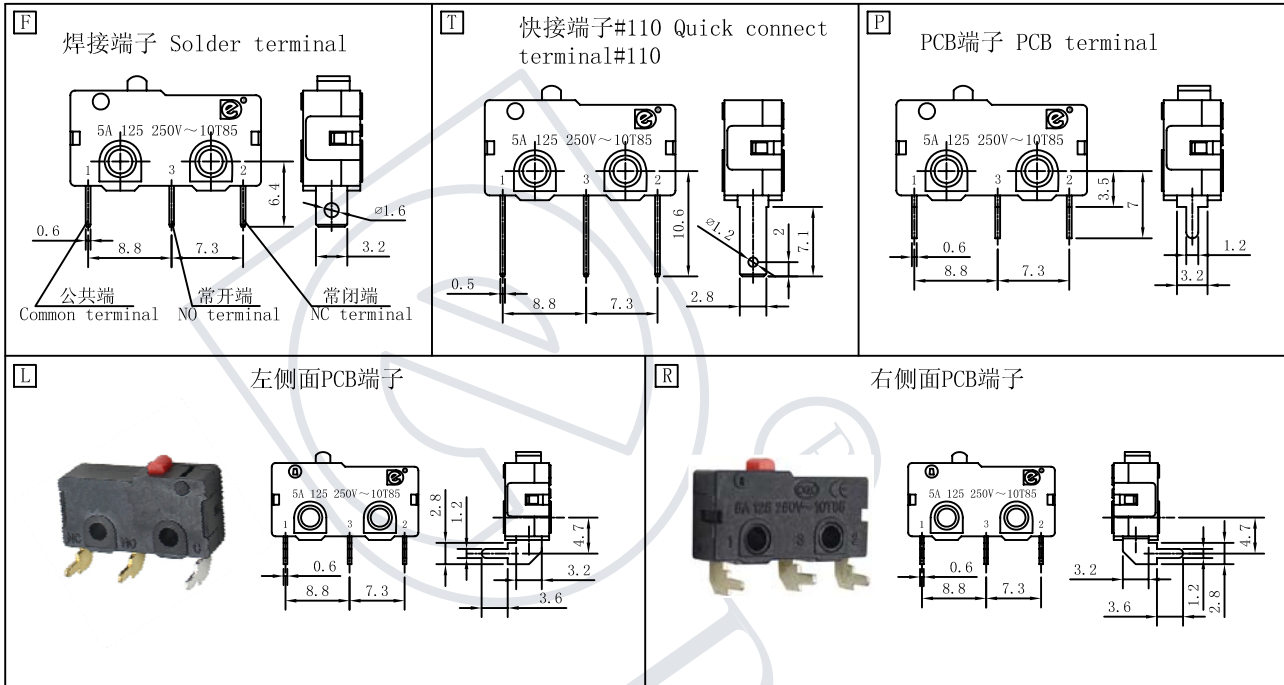
1	温度等级 Degrees of temperature	无标记 No mark:T85 H:T125
2	额定值 Ratings	无标记 No mark:5A 250VAC/125VAC 5(2)A 250VAC(CQC)  A:10A 250VAC/10.1A 125VAC B:3A 250VAC/3A 125VAC C:1A 250VAC/1A 125VAC F:0.1A 250VAC/0.1A 125VAC
3	接触形式 Circuit	Z:转换式 SPDT T:常开(接通)式 SPST-NO D:常开(按断)式 SPST-NC (见说明图 See illustration)
4	驱动形式 Actuator forms	1:无动臂 No lever 2:短动臂 Short lever D:长动臂 Long lever 3:中动臂 Middle lever 5:滚轮臂 Roller  4:弧形动臂 Arc lever □-非标准动臂 Not standard lever 注:□表示非标准动臂的代号,详见动臂外形尺寸图。 Note: Indicate not standard lever,details see outline measurement drawings.
5	端子类型 Terminal type	F:焊接端子 Solder terminal P:PCB端子 PCB terminal L:左侧面PCB端子 Left side PCB terminal R:右侧面PCB端子 Right side PCB terminal T:110快接端子 Quick-connect terminal  Y:非标准端子 Not standard terminal
6	动作(max) Operating force	050:0.5N 100:1N 150:1.5N 200:2N 300:3N  注:若是非标准动作力,用此动作力上限值表示。 Note:if it is not standard operating force,indicate with the upper limit.

◆ 接触形式说明书 Circuit illustration

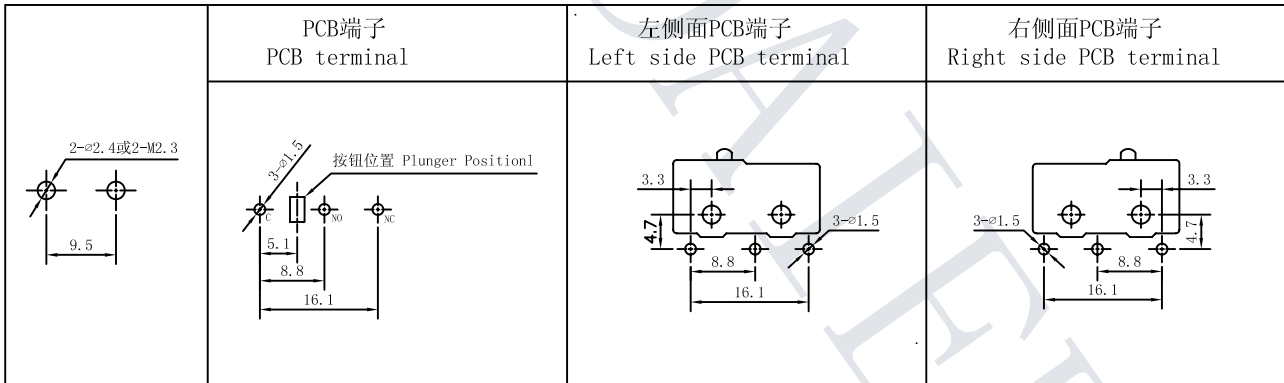




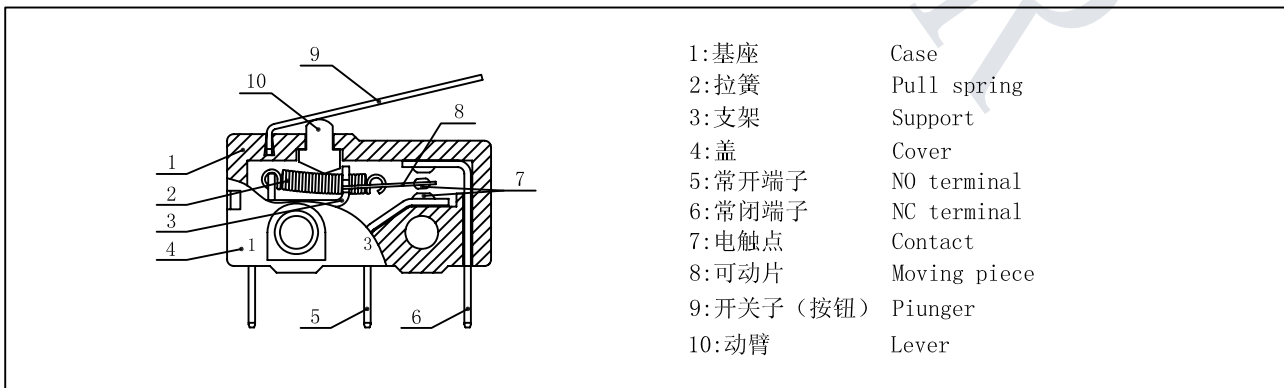
◆ 接线端尺寸 Terminal dimensions



◆ 安装孔尺寸 Mounting hole dimensions



◆ 内部构造图 Internal configuration drawing


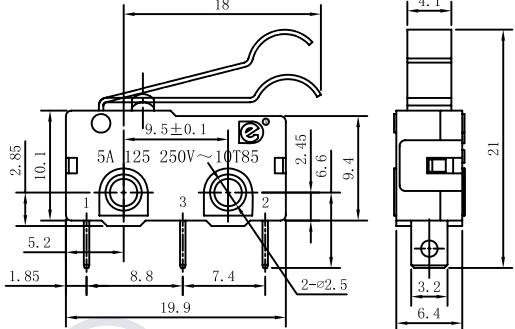

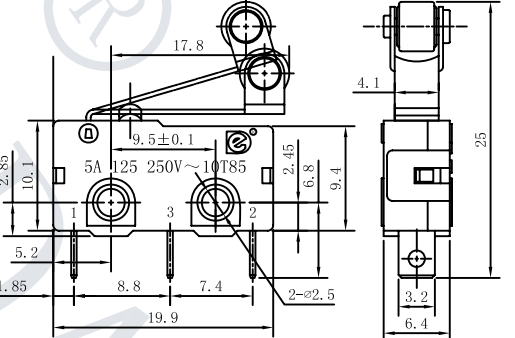

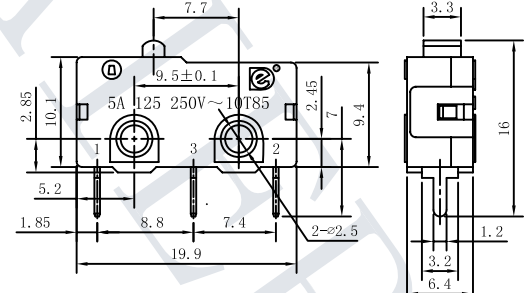

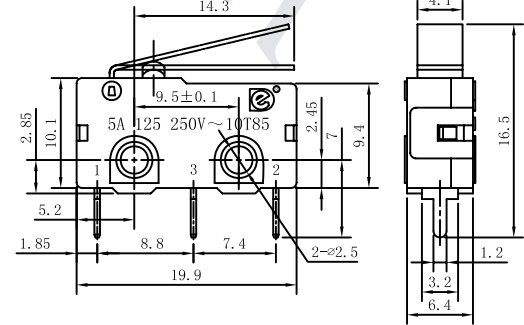




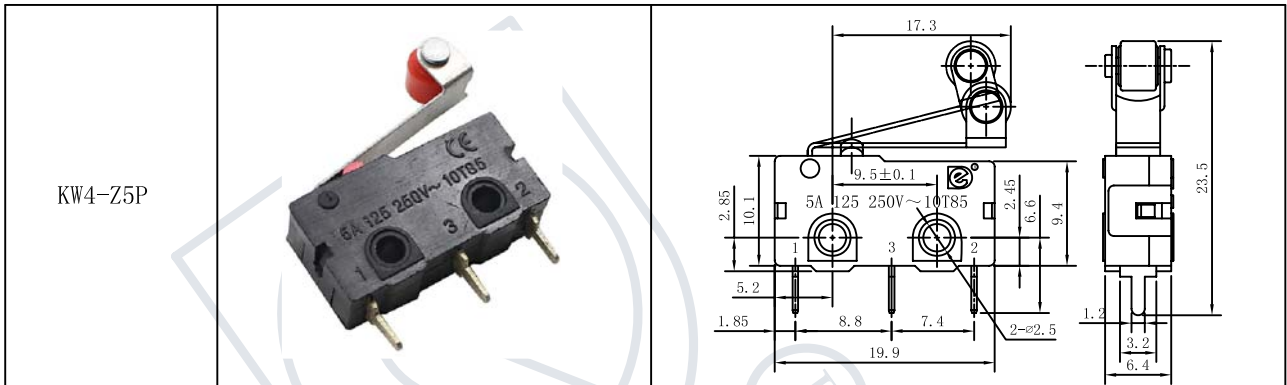
◆ 外形尺寸和动作特性 Dimensions and operating characteristics

<p>KW4□-□Z1F-□</p>		
<p>KW4□-□Z2F-□</p>		
<p>KW4□-□Z3F-□</p>		
<p>KW4□-□ZDF</p>		

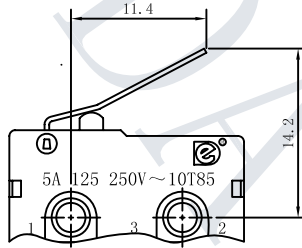
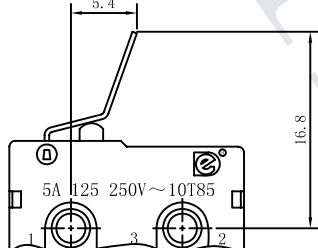
◆ 外形尺寸和动作特性 Dimensions and operating characteristics

<p>KW4□-□Z4F-□</p>		
<p>KW4□-□Z5F-□</p>		
<p>KW4□-□Z1P-□</p>		
<p>KW4□-□Z2P-□</p>		

◆ 外形尺寸和动作特性 Dimensions and operating characteristics



◆ 可供选择的非标准动臂代号和外形特征尺寸 Not standard levers for choose and outline characteristic dimension

动臂代号 Lever code	外形特征尺寸 Outline characteristic dimensions
<p>M</p>	
<p>N</p>	
<p>Q</p>	