



FEATURES

- Input voltage range: 176 - 264VAC or 240 - 373VDC
- Accepts AC or DC input (dual-use of same terminal)
- Operating ambient temperature range: -30°C to +70°C
- LED indicator for power on
- Operating up to 5000m altitude
- Output short circuit, over-current, over-voltage, over-temperature protection
- Built-in DC fan
- Safety according to UL/IEC62368

LM450-12Bxx series is one of Mornsun's enclosed AC-DC switching power supply. It features AC input and at the same time accepts DC input voltage, cost-effective, high efficiency and high reliability. These converters offer excellent EMC performance and meet IEC/EN61000-4, CISPR32/EN55032, UL/EN/IEC62368, GB4943 standards and they are widely used in areas of industrial, LED, street light control, electricity, security, telecommunications, smart home, etc.

Selection Guide

Certification	Part No.*	Output Power (W)	Nominal Output Voltage and Current (Vo/Io)	Output Voltage Adjustable Range ADJ (V)	Efficiency at 230VAC (%) Typ.	Max. Capacitive Load (µF)
EN/CQC/BIS/UKCA	LM450-12B12	450	12V/37.5A	10.2-13.8	85	4000
	LM450-12B15	450	15V/30A	13.5-18	86	3300
	LM450-12B24	451.2	24V/18.8A	21.6-28.8	87	1500
	LM450-12B27	450.9	27V/16.7A	24.3-29.7	87	1500
	LM450-12B36	450	36V/12.5A	32.4-39.6	87.5	1000
	LM450-12B48	451.2	48V/9.4A	43.2-52.8	88	470

Note: *Use suffix "C" for terminal with protective cover and suffix "Q" for conformal coating.

Input Specifications

Item	Operating Conditions		Min.	Typ.	Max.	Unit
Input Voltage Range	AC input		176	--	264	VAC
	DC input		240	--	373	VDC
Input Voltage Frequency			47	--	63	Hz
Input Current	230VAC		--	5	6	A
Inrush Current	230VAC	Cold start	--	60	80	
Leakage Current	240VAC		--	--	2	mA
Hot Plug			Unavailable			

Output Specifications

Item	Operating Conditions		Min.	Typ.	Max.	Unit
Output Voltage Accuracy	Full load range	12V	--	±1.5	--	
		15V/24V/27V/36V/48V	--	±1	--	
Line Regulation	Rated load		--	±0.5	--	%
Load Regulation	0% - 100% load	12V	--	±1	--	
		15V/24V/27V/36V/48V	--	±0.5	--	
Output Ripple & Noise*	20MHz bandwidth (peak-to-peak value)		--	--	200	mV
Temperature Coefficient			--	±0.03	--	%/°C
Minimum Load			0	--	--	%
Hold-up Time	230VAC		--	16	--	ms

Short Circuit Protection	Recovery time <8s after the short circuit disappear.	Hiccup, continuous, self-recover	
Over-current Protection		≥110% Io, hiccup, self-recover	
Over-voltage Protection	12V	13.8V-17.62V	Hiccup, self-recover
	15V	18V-23.5V	
	24V	30V-38V	
	27V	32V-41V	
	36V	45V-52V	
	48V	55.6V-68.2V	
Over-temperature Protection		Hiccup, self-recover	
Note: *The "Tip and barrel method" is used for ripple and noise test, output parallel 47uF electrolytic capacitor and 0.1uF ceramic capacitor, details please refer to Enclosed Switching Power Supply Application Notes.			

General Specifications

Item	Operating Conditions	Min.	Typ.	Max.	Unit
Isolation	Input - ⊕	2000	--	--	VAC
	Input- output	3000	--	--	
	Output - ⊕	500	--	--	
Insulation Resistance	Input - ⊕	100	--	--	MΩ
	Input - output	100	--	--	
	Output - ⊕	100	--	--	
Operating Temperature		-30	--	+70	°C
Storage Temperature		-40	--	+85	
Operating Humidity*	Non-condensing	20	--	90	%RH
Storage Humidity		10	--	95	
Switching Frequency	15V/48V	--	65	--	kHz
	12V/24V/27V/36V	--	85	--	
Power Derating	-30°C to -10°C	1.5	--	--	% / °C
	+50°C to +70°C	2	--	--	
	176VAC - 200VAC	0.417	--	--	
Safety Standard		IS13252 (Part1), GB4943.1 safety approved & EN62368-1, BS EN 62368-1 (Report); Design refer to UL/IEC62368-1			
Safety Class		CLASS I			
MTBF	MIL-HDBK-217F@25°C	>300,000 h			
Note: *Select part number with "Q" for conformal coating requirement.					

Mechanical Specifications

Case Material	Metal (AL1100, SGCC)
Dimensions	215.00 x 115.00 x 30.00 mm
Weight	750g (Typ.)
Cooling Method	Forced air cooling

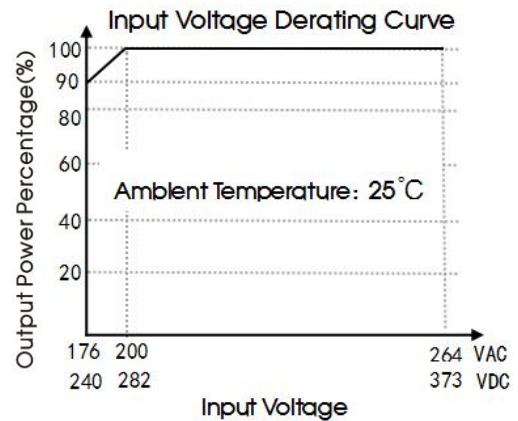
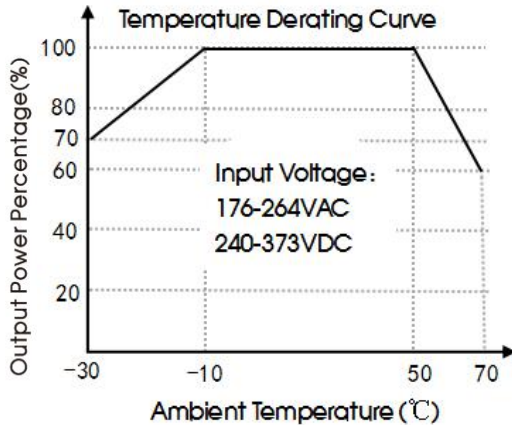
Electromagnetic Compatibility (EMC)

Emissions	CE	CISPR32/EN55032	CLASS A	
	RE	CISPR32/EN55032	CLASS A	
Immunity	ESD	IEC/EN 61000-4-2	Contact ±6KV /Air ±8KV	Perf. Criteria A
	RS	IEC/EN 61000-4-3	10V/m	Perf. Criteria A
	EFT	IEC/EN 61000-4-4	±2KV	Perf. Criteria A
	Surge	IEC/EN 61000-4-5	line to line ±2KV/line to ground ±4KV	Perf. Criteria A
	CS	IEC/EN61000-4-6	10Vr.m.s	Perf. Criteria A
	Voltage dips, short interruptions and voltage variations	IEC/EN61000-4-11	100% dip 1 periods, 30% dip 25 periods, 100% interruptions 250 periods	Perf. Criteria B

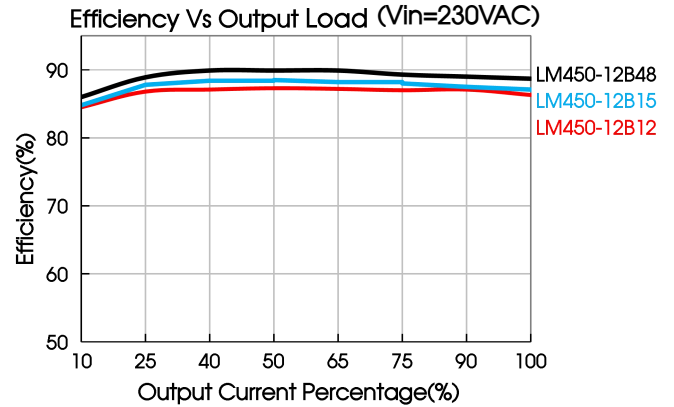
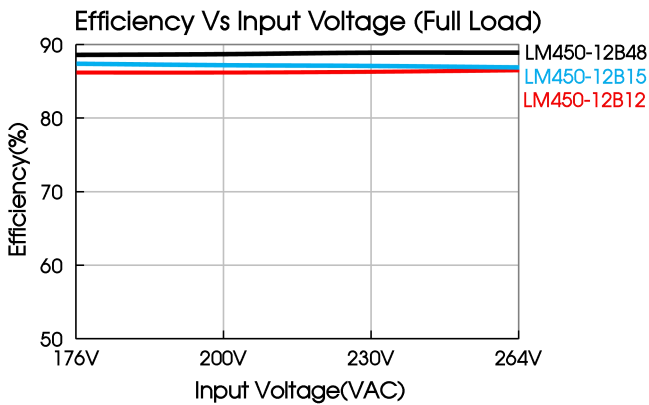
Remark A:

- 1, One magnetic bead should be coupled with the output load line during CE/RE testing;
- 2, When the power supply is used in the European Union or in applications that mandatory to meet the requirements of EN61000-3-2, users need to handle the harmonic current requirements, details please refer to Mornsun FAE. Applications like,
 - 1) The terminal equipment is used in the European Union.
 - 2) The terminal equipment is connected to public mains supply with 220VAC or greater rated nominal voltage that mandatory to meet the requirements of EN61000-3-2.
 - 3) The power supply is installed in terminal equipment with average or continuous input power greater than 75W.
 - 4) The power supply belong to a part of lighting system.

Product Characteristic Curve

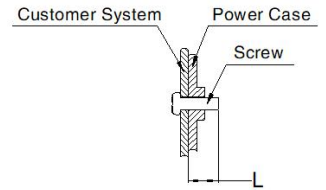
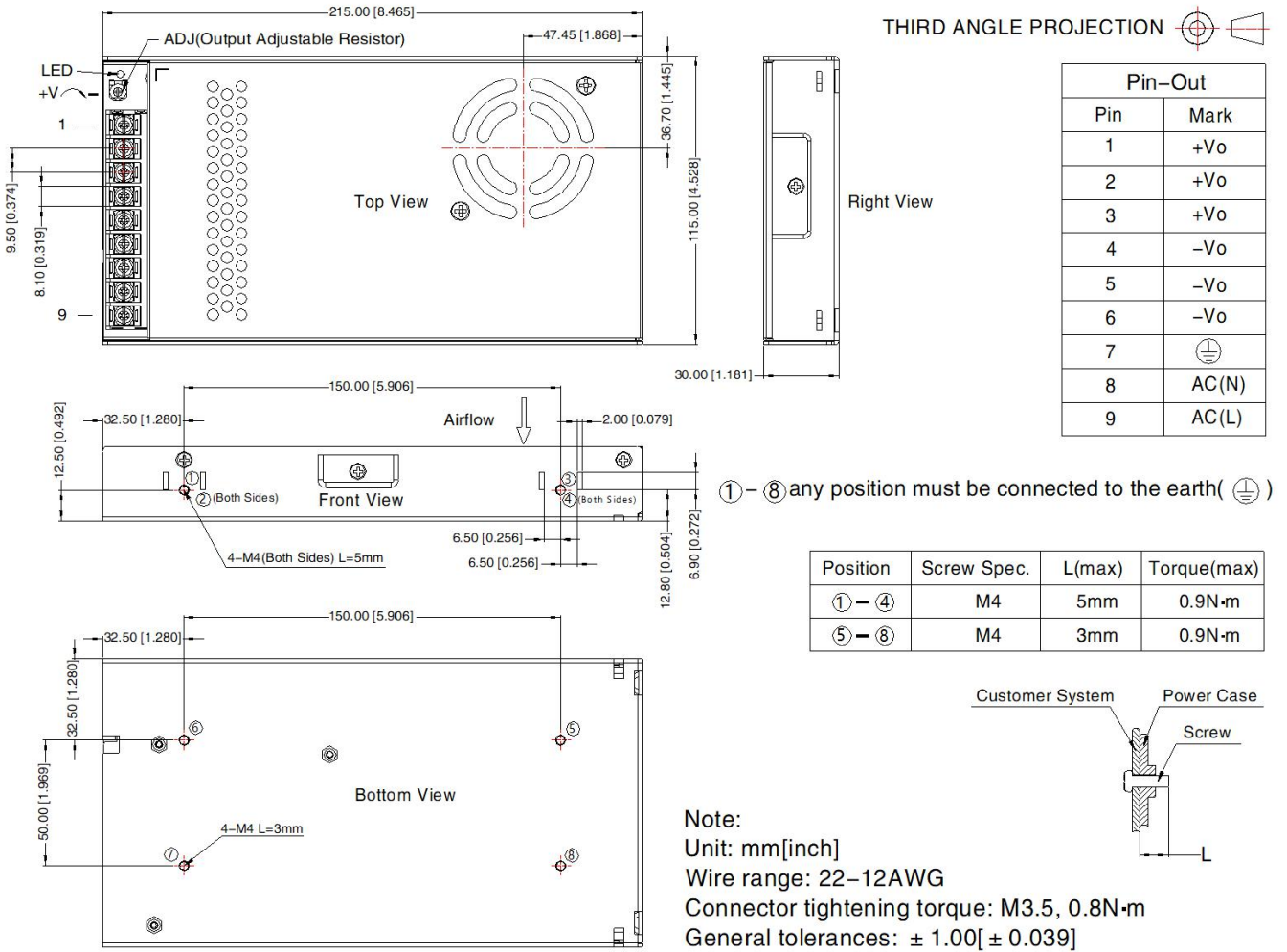


Note: ① With an AC input between 176-200VAC and a DC input between 240-282VDC, the output power must be derated as per temperature derating curves;
② This product is suitable for applications using natural air cooling; for applications in closed environment please consult Mornsun FAE.

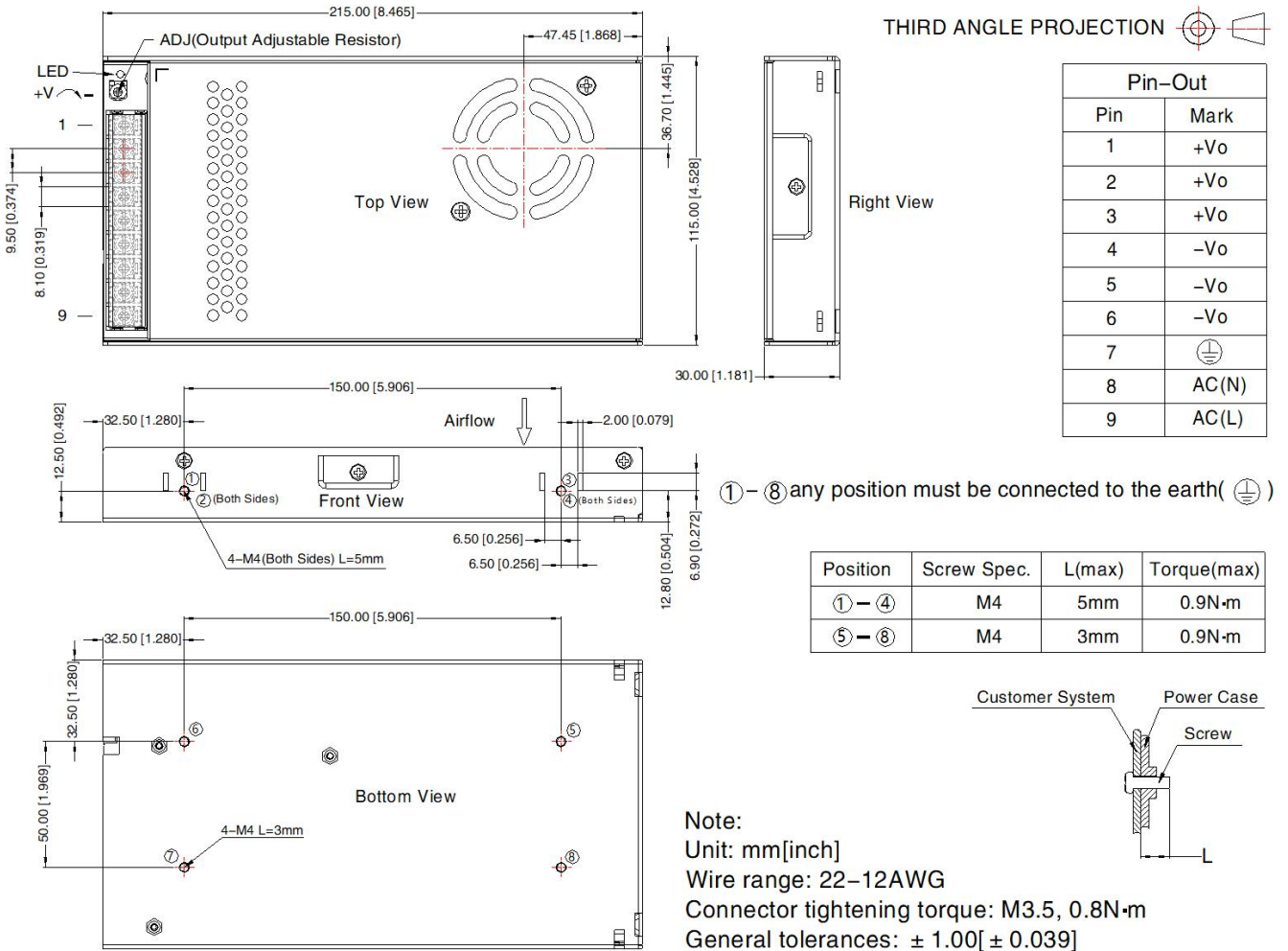


Dimensions and Recommended Layout

LM450-12Bxx, LM450-12Bxx-Q Series



LM450-12Bxx-C Series



Note:

- For additional information on Product Packaging please refer to www.mornsun-power.com. Packaging bag number: 58220115;
- Unless otherwise specified, parameters in this datasheet were measured under the conditions of Ta=25°C, humidity<75%RH with nominal input voltage and rated output load;
- The ambient temperature derating of 5°C/1000m is needed for operating altitude greater than 2000m;
- All index testing methods in this datasheet are based on our company corporate standards;
- In order to improve the efficiency at high input voltage, there will be audible noise generated, but it does not affect product performance and reliability;
- We can provide product customization service, please contact our technicians directly for specific information;
- Products are related to laws and regulations: see "Features" and "EMC";
- The out case needs to be connected to PE (⊕) of system when the terminal equipment in operating;
- Our products shall be classified according to ISO14001 and related environmental laws and regulations, and shall be handled by qualified units;
- The power supply is considered a component which will be installed into a final equipment. All EMC tests should be confirmed with the final equipment. Please consult our FAE for EMC test operation instructions.

Mornsun Guangzhou Science & Technology Co., Ltd.

Address: No. 5, Kehui St. 1, Kehui Development Center, Science Ave., Guangzhou Science City, Huangpu District, Guangzhou, P. R. China

Tel: 86-20-38601850

Fax: 86-20-38601272

E-mail: info@mornsun.cn

www.mornsun-power.com