

500mW, 2% Tolerance Zener Diodes

FEATURES

- Wide zener voltage range selection: 2.4V to 75V
- V_Z tolerance selection of $\pm 2\%$
- Compliant to RoHS directive 2011/65/EU and in accordance to WEEE 2002/96/EC
- Halogen-free according to IEC 61249-2-21

APPLICATIONS

- Low voltage stabilizers or voltage references
- Adapters
- Lighting application
- On-board DC/DC converter

MECHANICAL DATA

- Case: Mini-MELF
- Terminal: Matte tin plated leads, solderable per J-STD-002
- Polarity: Indicated by cathode band
- Weight: 0.03g (approximately)

KEY PARAMETERS		
PARAMETER	VALUE	UNIT
V_Z	2.4-75	V
Test current I_{ZT}	5	mA
P_D	500	mW
VF at $I_F=100mA$	1	V
T_J Max.	175	°C
Package	Mini-MELF	
Configuration	Single die	



ABSOLUTE MAXIMUM RATINGS ($T_A = 25^\circ\text{C}$ unless otherwise noted)			
PARAMETER	SYMBOL	VALUE	UNIT
Forward voltage @ $I_F=100mA$	V_F	1	V
Power dissipation	P_D	500	mW
Junction temperature range	T_J	-65 to +175	°C
Storage temperature range	T_{STG}	-65 to +175	°C

THERMAL PERFORMANCE			
PARAMETER	SYMBOL	TYP	UNIT
Junction-to-ambient thermal resistance	$R_{\theta JA}$	300	°C/W

ELECTRICAL SPECIFICATIONS ($T_A = 25^\circ\text{C}$ unless otherwise noted)

PART NUMBER	ZENER VOLTAGE			TEST CURRENT	REGULAR IMPEDANCE		TEST CURRENT	LEAKAGE CURRENT	
	$V_Z @ I_{ZT}$			I_{ZT}	$Z_{ZT} @ I_{ZT}$	$Z_{ZK} @ I_{ZK}$	I_{ZK}	$I_R @ V_R$	
	V			mA	Ω	Ω	mA	μA	V
	Min.	Nom.	Max.		Max.	Max.		Max.	
BZV55B2V4	2.35	2.4	2.45	5	85	600	1.0	50	1.0
BZV55B2V7	2.65	2.7	2.75	5	85	600	1.0	10	1.0
BZV55B3V0	2.94	3.0	3.06	5	85	600	1.0	4	1.0
BZV55B3V3	3.23	3.3	3.37	5	85	600	1.0	2	1.0
BZV55B3V6	3.53	3.6	3.67	5	85	600	1.0	2	1.0
BZV55B3V9	3.82	3.9	3.98	5	85	600	1.0	2	1.0
BZV55B4V3	4.21	4.3	4.39	5	75	600	1.0	1	1.0
BZV55B4V7	4.61	4.7	4.79	5	60	600	1.0	0.5	1.0
BZV55B5V1	5.00	5.1	5.20	5	35	550	1.0	0.1	1.0
BZV55B5V6	5.49	5.6	5.71	5	25	450	1.0	0.1	1.0
BZV55B6V2	6.08	6.2	6.32	5	10	200	1.0	0.1	2.0
BZV55B6V8	6.66	6.8	6.94	5	8	150	1.0	0.1	3.0
BZV55B7V5	7.35	7.5	7.65	5	7	50	1.0	0.1	5.0
BZV55B8V2	8.04	8.2	8.36	5	7	50	1.0	0.1	6.2
BZV55B9V1	8.92	9.1	9.28	5	10	50	1.0	0.1	6.8
BZV55B10	9.80	10	10.20	5	15	70	1.0	0.1	7.5
BZV55B11	10.78	11	11.22	5	20	70	1.0	0.1	8.2
BZV55B12	11.76	12	12.24	5	20	90	1.0	0.1	9.1
BZV55B13	12.74	13	13.26	5	26	110	1.0	0.1	10
BZV55B15	14.70	15	15.30	5	30	110	1.0	0.1	11
BZV55B16	15.68	16	16.32	5	40	170	1.0	0.1	12
BZV55B18	17.64	18	18.36	5	50	170	1.0	0.1	13
BZV55B20	19.60	20	20.40	5	55	220	1.0	0.1	15
BZV55B22	21.56	22	22.44	5	55	220	1.0	0.1	16
BZV55B24	23.52	24	24.48	5	80	220	1.0	0.1	18
BZV55B27	26.46	27	27.54	5	80	220	1.0	0.1	20
BZV55B30	29.40	30	30.60	5	80	220	1.0	0.1	22
BZV55B33	32.34	33	33.66	5	80	220	1.0	0.1	24
BZV55B36	35.28	36	36.72	5	80	220	1.0	0.1	27
BZV55B39	38.22	39	39.78	2.5	90	500	0.5	0.1	28
BZV55B43	42.14	43	43.86	2.5	90	600	0.5	0.1	32
BZV55B47	46.06	47	47.94	2.5	110	700	0.5	0.1	35
BZV55B51	49.98	51	52.02	2.5	125	700	0.5	0.1	38
BZV55B56	54.88	56	57.12	2.5	135	1000	0.5	0.1	42
BZV55B62	60.76	62	63.24	2.5	150	1000	0.5	0.1	47
BZV55B68	66.64	68	69.36	2.5	160	1000	0.5	0.1	51
BZV55B75	73.50	75	76.50	2.5	170	1000	0.5	0.1	56

Notes:

1. The zener voltage (V_Z) is tested under pulse condition of 30ms.
2. The device numbers listed have a standard tolerance on the nominal zener voltage of $\pm 2\%$.
3. For detailed information on price, availability and delivery of nominal zener voltages between the voltages shown and tighter voltage tolerances, contact your nearest Taiwan Semiconductor representative.
4. The zener impedance is derived from the 60-cycle ac voltage, which results when an ac current having an RMS value equal to 10% of the DC zener current (I_{ZT} or I_{ZK}) is superimposed to I_{ZT} or I_{ZK} .

ORDERING INFORMATION		
PART NO. (Note 1)	PACKAGE	PACKING
BZV55Bxxx L0	MINI MELF	10K / 13" Reel
BZV55Bxxx L0G	MINI MELF	10K / 13" Reel
BZV55Bxxx L1	MINI MELF	2.5K / 7" Reel
BZV55Bxxx L1G	MINI MELF	2.5K / 7" Reel

Notes:

1. "xxx" defines voltage from 2.4V (BZV55B2V4) to 75V (BZV55B75)

CHARACTERISTICS CURVES

($T_A = 25^\circ\text{C}$ unless otherwise noted)

Fig. 1 Power Dissipation VS. Ambient Temperature

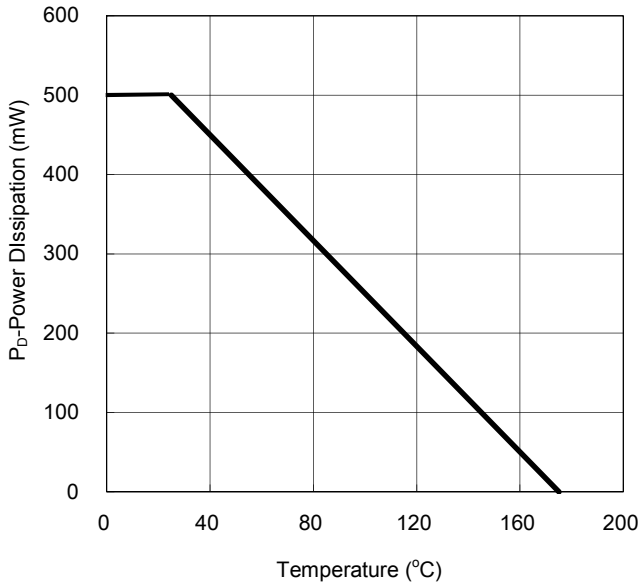


Fig. 2 Total Capacitance

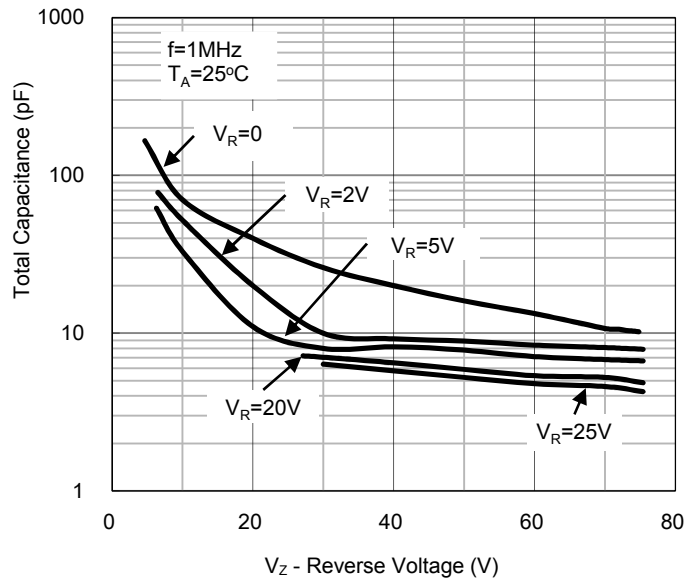


Fig. 3 Differential Impedance VS. Zener Voltage

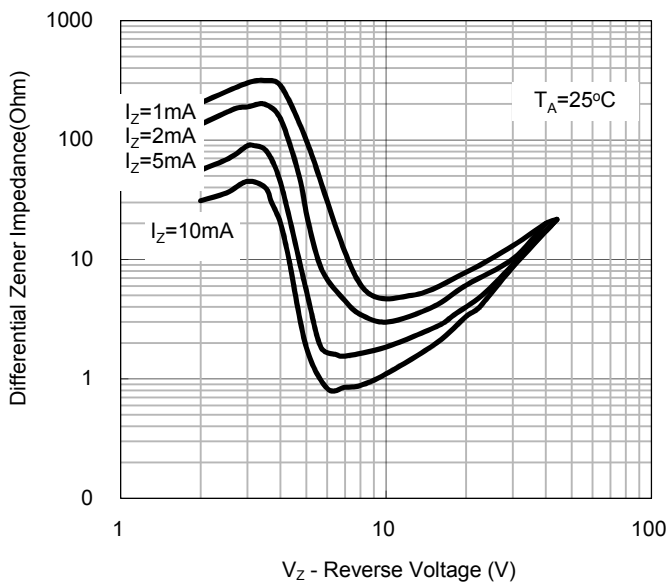
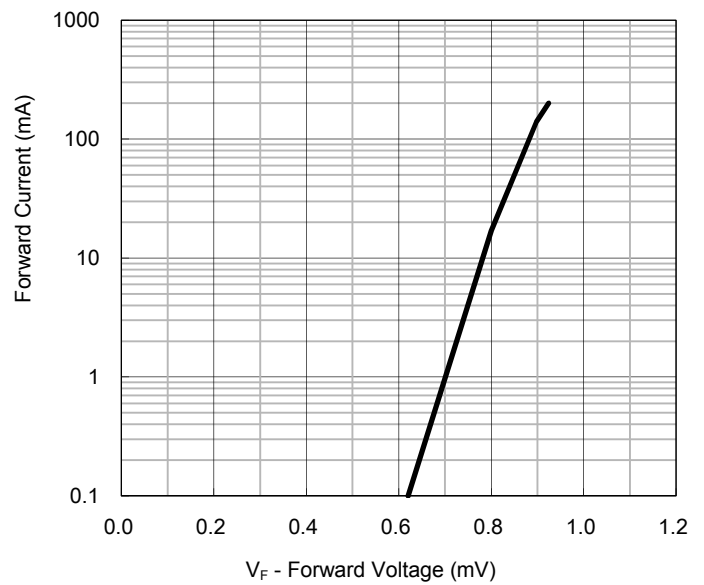
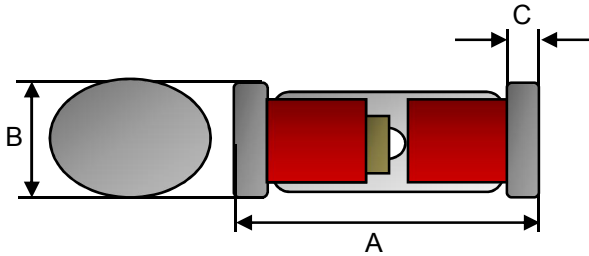


Fig. 4 Forward Current VS. Forward Voltage



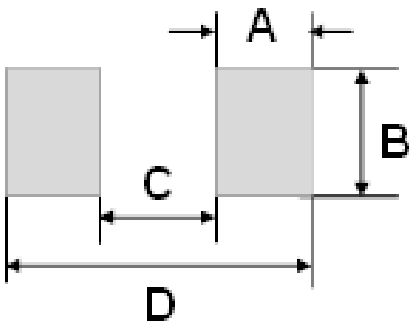
PACKAGE OUTLINE DIMENSION

Mini-MELF



DIM.	Unit (mm)		Unit (inch)	
	Min	Max	Min	Max
A	3.30	3.70	0.130	0.146
B	1.40	1.60	0.055	0.063
C	0.20	0.50	0.008	0.020

SUGGEST PAD LAYOUT



DIM.	Unit (mm)	Unit (inch)
	Typ.	Typ.
A	1.25	0.049
B	2.00	0.079
C	2.50	0.098
D	5.00	0.197

Notice

Specifications of the products displayed herein are subject to change without notice. TSC or anyone on its behalf, assumes no responsibility or liability for any errors or inaccuracies.

Information contained herein is intended to provide a product description only. No license, express or implied, to any intellectual property rights is granted by this document. Except as provided in TSC's terms and conditions of sale for such products, TSC assumes no liability whatsoever, and disclaims any express or implied warranty, relating to sale and/or use of TSC products including liability or warranties relating to fitness for a particular purpose, merchantability, or infringement of any patent, copyright, or other intellectual property right.

The products shown herein are not designed for use in medical, life-saving, or life-sustaining applications. Customers using or selling these products for use in such applications do so at their own risk and agree to fully indemnify TSC for any damages resulting from such improper use or sale.

Mouser Electronics

Authorized Distributor

Click to View Pricing, Inventory, Delivery & Lifecycle Information:

Taiwan Semiconductor:

[BZV55B62](#) [BZV55B68](#) [BZV55B75](#) [BZV55B10](#) [BZV55B11](#) [BZV55B12](#) [BZV55B13](#) [BZV55B15](#) [BZV55B16](#)
[BZV55B18](#) [BZV55B20](#) [BZV55B22](#) [BZV55B24](#) [BZV55B27](#) [BZV55B2V4](#) [BZV55B2V7](#) [BZV55B30](#) [BZV55B33](#)
[BZV55B36](#) [BZV55B39](#) [BZV55B3V0](#) [BZV55B3V3](#) [BZV55B3V6](#) [BZV55B3V9](#) [BZV55B43](#) [BZV55B47](#) [BZV55B4V3](#)
[BZV55B4V7](#) [BZV55B51](#) [BZV55B56](#) [BZV55B5V1](#) [BZV55B5V6](#) [BZV55B6V2](#) [BZV55B6V8](#) [BZV55B7V5](#) [BZV55B8V2](#)
[BZV55B9V1](#) [BZV55B22 L0G](#) [BZV55B9V1 L1G](#) [BZV55B3V9 L1G](#) [BZV55B62 L0](#) [BZV55B30 L0](#) [BZV55B16 L1G](#)
[BZV55B75 L0](#) [BZV55B3V9 L0G](#) [BZV55B5V6 L1G](#) [BZV55B2V7 L1G](#) [BZV55B3V3 L0G](#) [BZV55B18 L0G](#) [BZV55B24](#)
[L1G](#) [BZV55B10 L0G](#) [BZV55B24 L0G](#) [BZV55B51 L1G](#) [BZV55B47 L0G](#) [BZV55B3V0 L0](#) [BZV55B13 L1G](#)
[BZV55B4V7 L0G](#) [BZV55B36 L0G](#) [BZV55B3V0 L1G](#) [BZV55B5V1 L1G](#) [BZV55B3V3 L1G](#) [BZV55B15 L0](#) [BZV55B15](#)
[L1G](#) [BZV55B43 L1G](#) [BZV55B62 L0G](#) [BZV55B7V5 L0](#) [BZV55B8V2 L0G](#) [BZV55B68 L0G](#) [BZV55B6V2 L1G](#)
[BZV55B15 L0G](#) [BZV55B10 L0](#) [BZV55B27 L0G](#) [BZV55B6V2 L0G](#) [BZV55B4V3 L0G](#) [BZV55B3V6 L1G](#) [BZV55B39](#)
[L1G](#) [BZV55B12 L0](#) [BZV55B10 L1G](#) [BZV55B2V4 L0](#) [BZV55B5V1 L0](#) [BZV55B33 L1G](#) [BZV55B30 L0G](#) [BZV55B39](#)
[L0G](#) [BZV55B2V4 L0G](#) [BZV55B20 L0](#) [BZV55B13 L0G](#) [BZV55B9V1 L0G](#) [BZV55B22 L1G](#) [BZV55B2V4 L1G](#)
[BZV55B68 L1](#) [BZV55B7V5 L1G](#) [BZV55B68 L1G](#) [BZV55B51 L0G](#) [BZV55B75 L0G](#) [BZV55B6V8 L1G](#) [BZV55B5V6 L0](#)
[BZV55B3V9 L0](#) [BZV55B27 L1G](#) [BZV55B12 L1G](#) [BZV55B8V2 L0](#)